

2023 Reporting Framework: Overview and structure guide

JANUARY 2023



This presentation is being provided to you by PRI Association ("the PRI") and its subsidiaries for information purposes only. The presentation is incomplete without reference to, and should be viewed solely in conjunction with, the oral briefing provided by the PRI. No reliance may be placed on its accuracy or completeness. Neither the presentation, nor any of its contents, may be reproduced, or used for any other purpose, without the prior written consent of the PRI. PRI Association is incorporated in England & Wales, registered number 7207947 and registered at 25 Camperdown Street, London E1 8DZ.

Table of contents

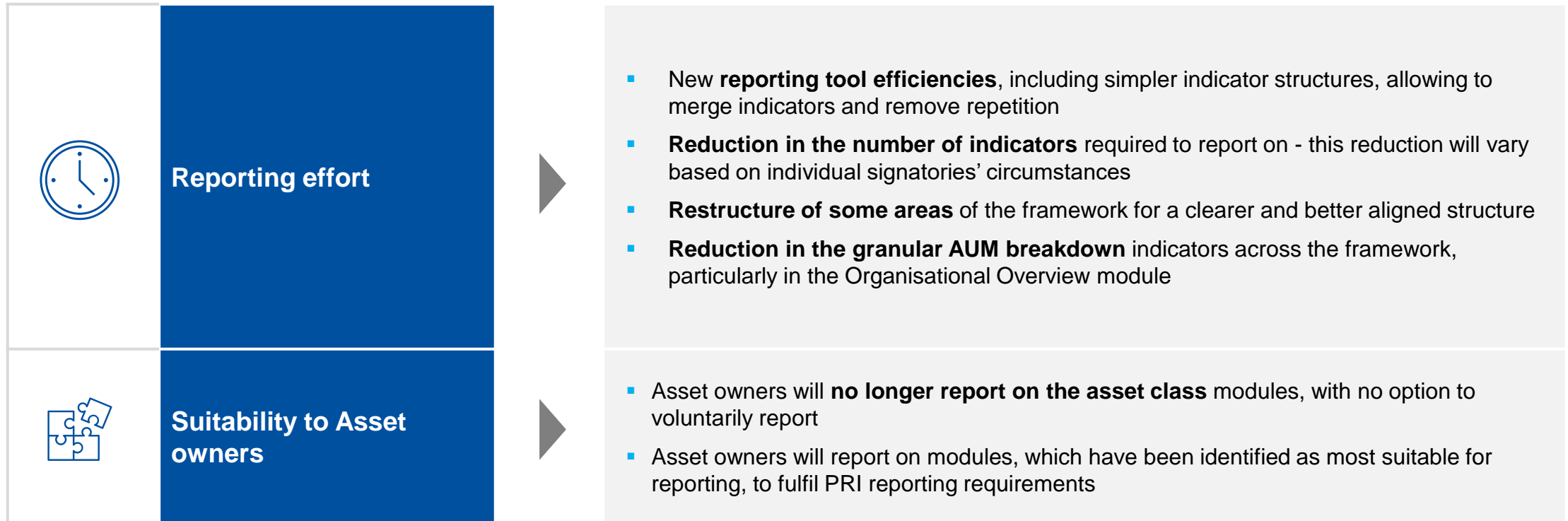
1. Key overarching changes to the Reporting Framework	4
2. Structure of the Reporting Framework	7
3. Reporting Framework module highlights	14
4. How to prepare for reporting	28
Appendix	38



1. Key overarching changes to the Reporting Framework

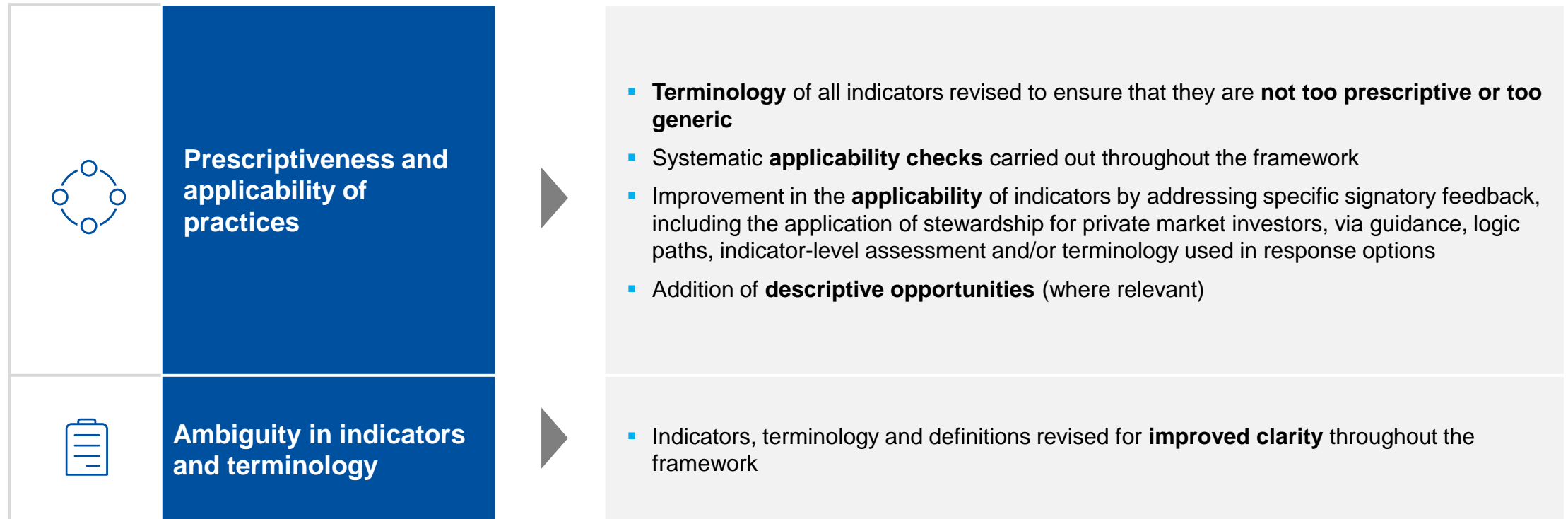
Key overarching changes to the Reporting Framework

Incremental improvements in all modules drawing on the extensive signatory feedback



Key overarching changes to the Reporting Framework

Incremental improvements in all modules drawing on the extensive signatory feedback




2. Structure of the Reporting Framework

Structure of the Reporting Framework

The Reporting Framework consists of 12 modules


SENIOR LEADERSHIP STATEMENT (SLS)		
ORGANISATIONAL OVERVIEW (OO)		
POLICY, GOVERNANCE AND STRATEGY (PGS)		
MANAGER SELECTION, APPOINTMENT AND MONITORING (SAM)		
ASSET CLASS MODULES		
LISTED EQUITY (LE)	REAL ESTATE (RE)	PRIVATE EQUITY (PE)
FIXED INCOME (FI)	INFRASTRUCTURE (INF)	HEDGE FUNDS (HF)
SUSTAINABILITY OUTCOMES (SO)		
CONFIDENCE-BUILDING MEASURES (CBMS)		




POLICY	
GOVERNANCE	
STRATEGY	CAPITAL ALLOCATION
	STEWARDSHIP
	CLIMATE
	SUSTAINABILITY OUTCOMES
	HUMAN RIGHTS

Indicator types

There are two types of indicators in the Reporting Framework

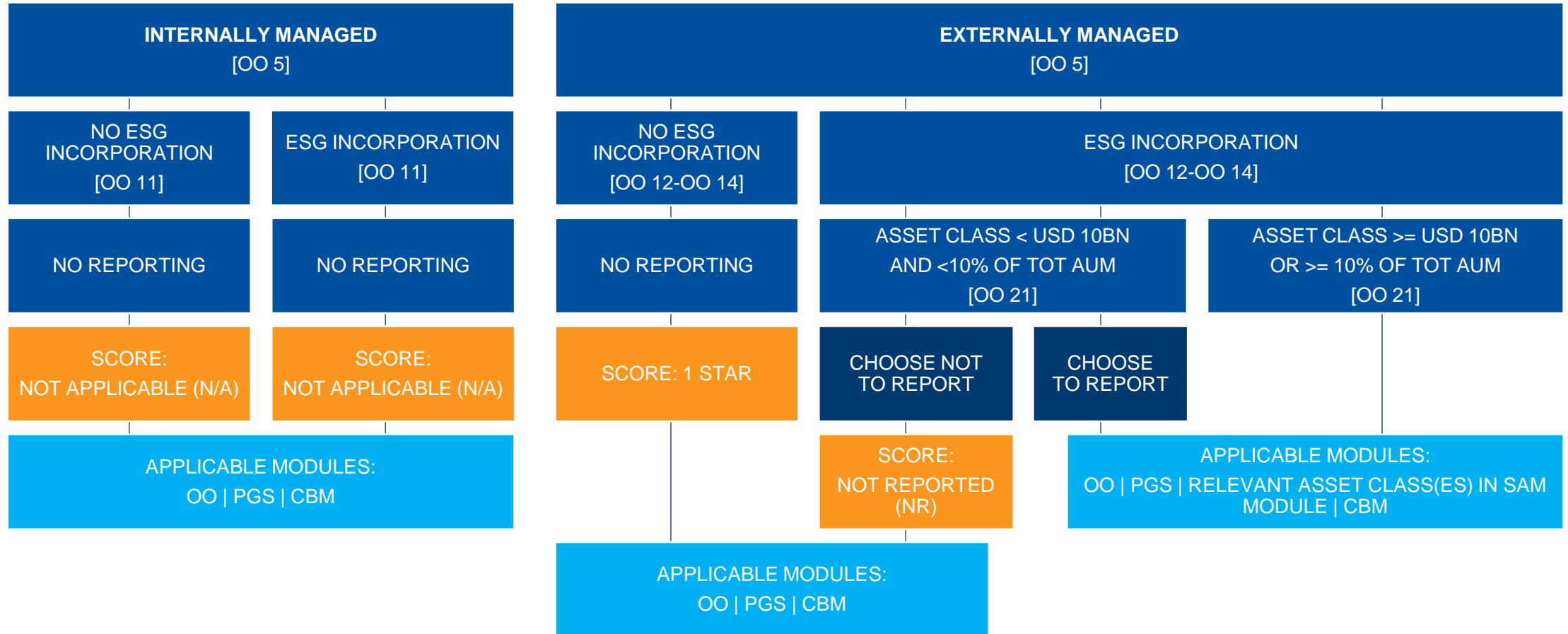
 **CORE**

- Mandatory
- Assessed
- Public
- Relatively stable
- Process-focused
- Closed-ended

 **PLUS**

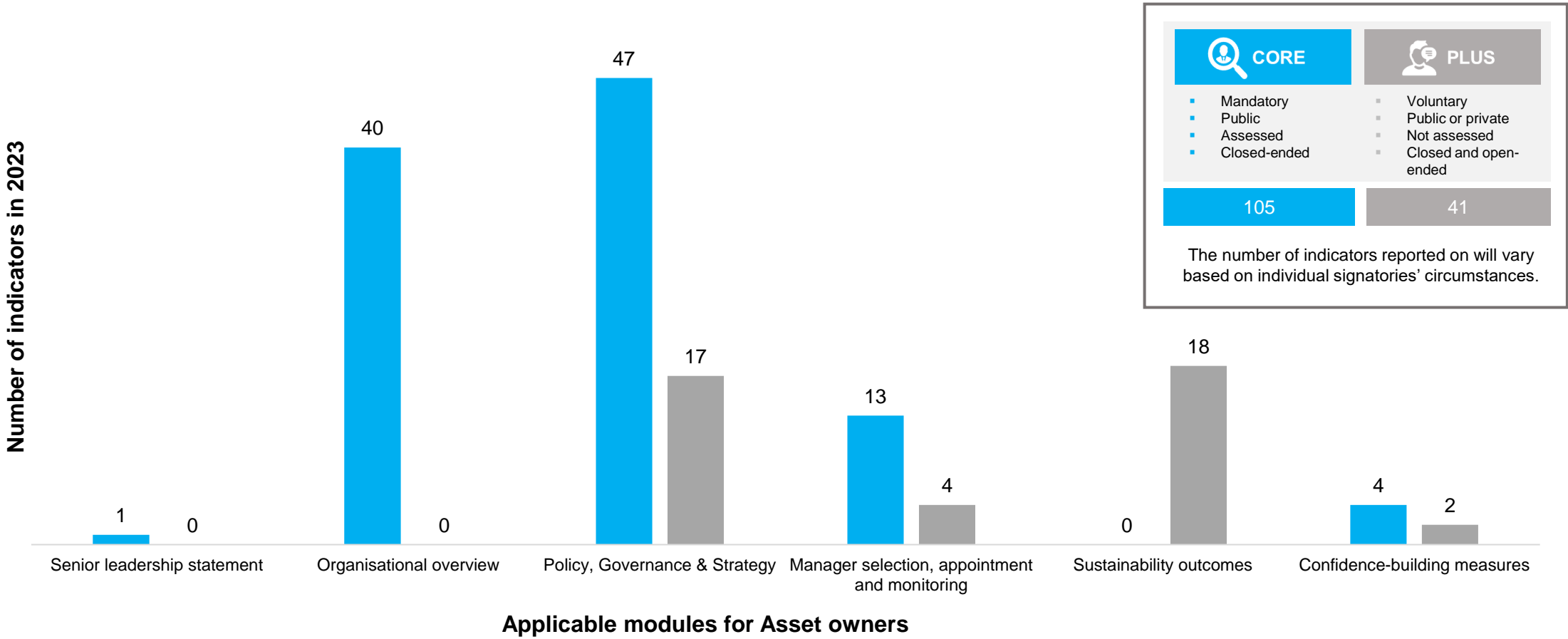
- Voluntary
- Not assessed
- Public or private
- Evolving
- Process and outcome focused
- Closed and open-ended

What to report on for Asset Owners

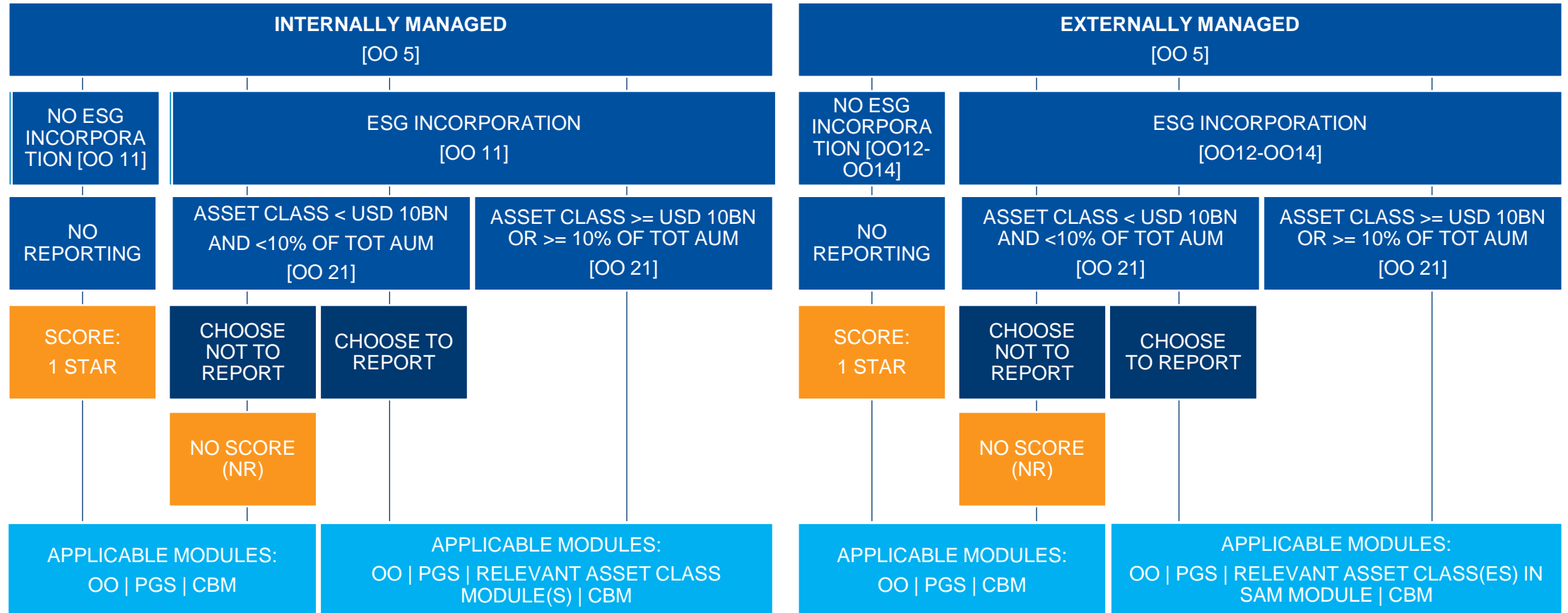


Reporting for Asset owners in the 2023 Reporting Framework

The number of indicators applicable to asset owners in 2023 is **146**

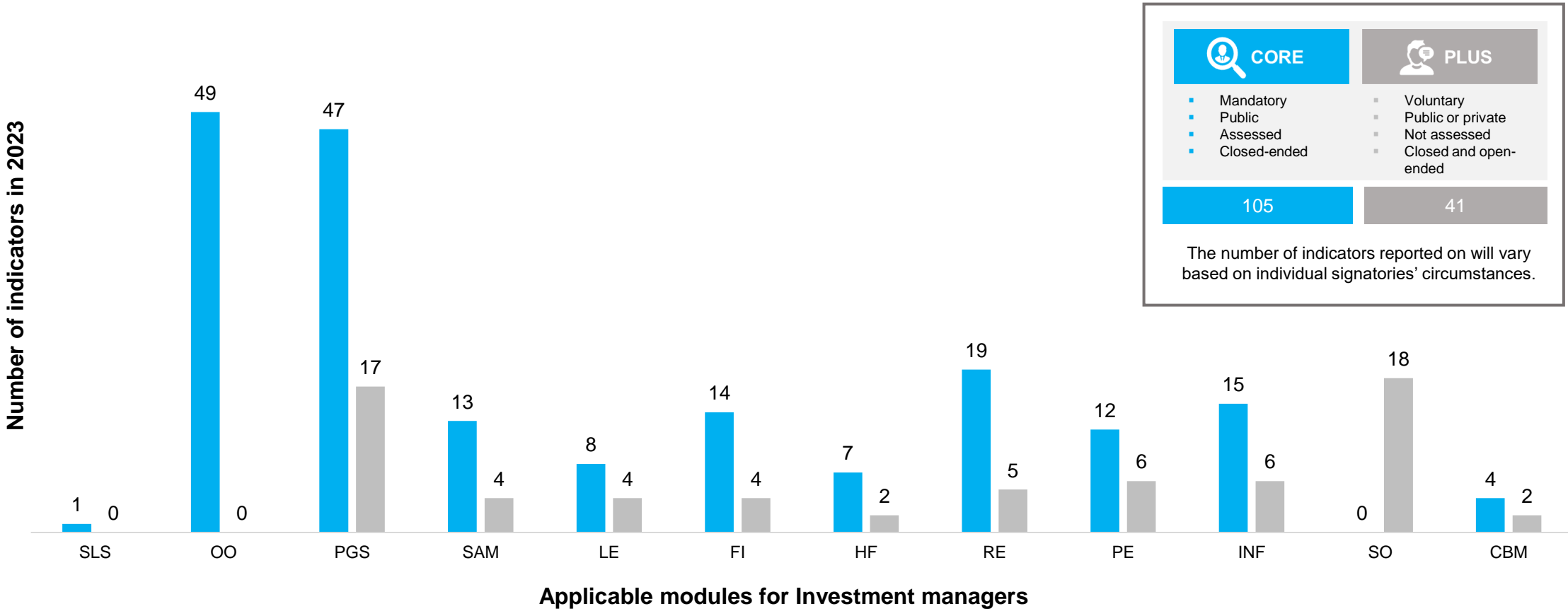


What to report on for Investment Managers



Reporting for Investment managers in the 2023 Reporting Framework

The number of indicators applicable to investment managers in 2023 is **257**



3. Reporting Framework module highlights

00. Senior leadership statement

One indicator, four Sections

1. Our commitment

- **Why** we engage in responsible investment
- **Overall approach** to responsible investment
- How responsible investment adds **value** to our activities

2. Annual overview

- This year's **progress** on responsible investment, achievements, etc.

3. Next steps

- **Plans** for next 2 years

4. Endorsement signed by senior leadership

- Providing their name and position
- Endorsement **limited to the SLS**

MODULE HIGHLIGHTS

The senior leadership statement (SLS) aims to

- frame signatories' reporting by providing an overview of their approach and achievements on responsible investment, facilitating the use of PRI reporting by external stakeholders to learn about the signatory's general responsible investment beliefs,
- raise internal awareness of, and internal accountability for, PRI reporting and responsible investment in general, and
- encourage internal use of PRI reporting for decision making and for tracking progress on responsible investment.

01. Organisational overview

49 indicators

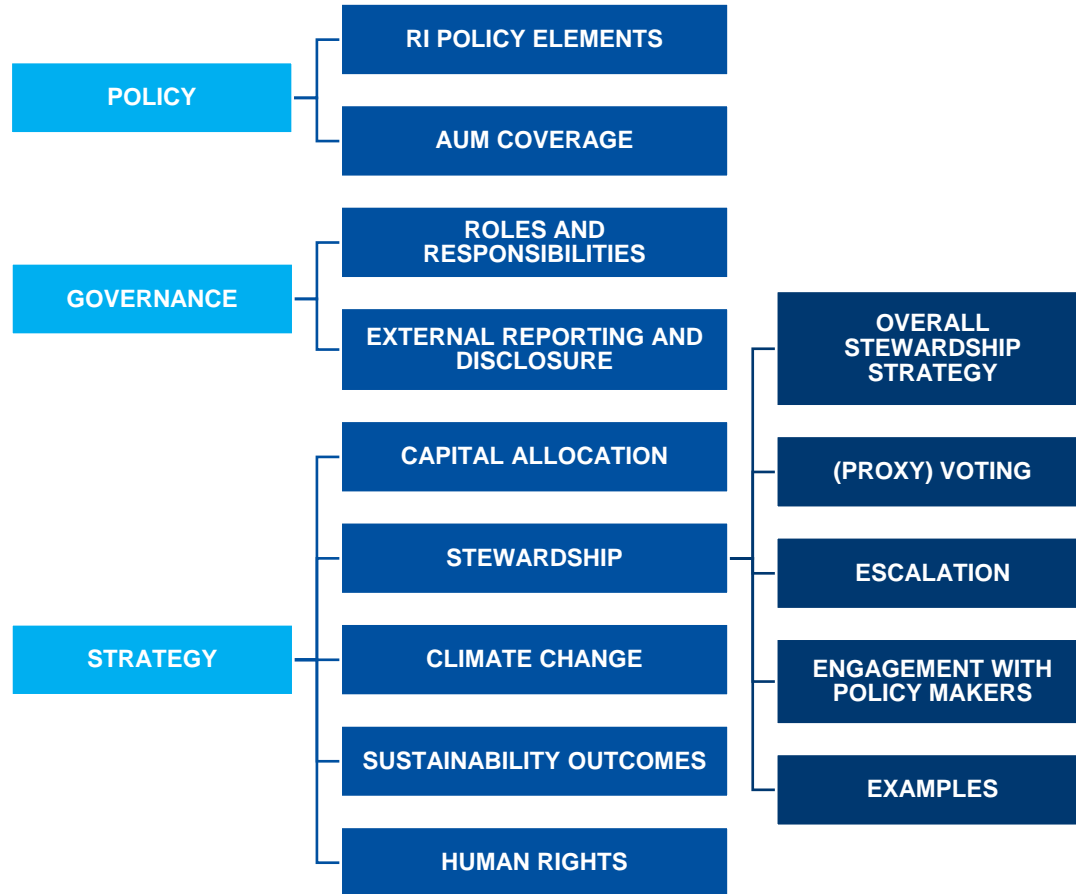
ORGANISATIONAL INFORMATION
ASSETS UNDER MANAGEMENT
STEWARDSHIP
ESG INCORPORATION
ESG STRATEGIES
ESG/SUSTAINABILITY FUNDS AND PRODUCTS
SUMMARY OF REPORTING REQUIREMENTS
OTHER ASSET BREAKDOWNS
SUBMISSION INFORMATION

MODULE HIGHLIGHTS

- The Organisational Overview (OO) module aims to identify a signatory's organisation type and characteristics, including its assets under management, enabling the PRI to establish which indicators are relevant for the signatory in later stages of the Reporting Framework and their relevant peer group.
- All indicators in the OO module are 'core' but not directly assessed.
- Indicators asking about a signatory's stewardship [OO 8, OO 9] and ESG incorporation [OO 11 – OO 14] practices **affect assessment**.
- Compared to 2021, the module has been shortened and simplified, with particular focus on reducing the granularity of data requests (where possible).

02. Policy, Governance and Strategy (PGS) (1)

64 indicators (11 policy, 11 governance, 42 strategy)



MODULE HIGHLIGHTS

- The Policy, Governance and Strategy (PGS) module (previously Investment and Stewardship Policy) aims to capture signatories' overall approach to responsible investment, including key themes that are applicable to most asset classes.
- Indicators related to **MINIMUM REQUIREMENTS** for investor membership are captured in the Policy and Governance sections of this module.
- Indicators on stewardship including (proxy) voting are all captured in this module, including those previously located in Listed equity, Fixed income, and Hedge funds modules. They will only be displayed if signatories indicate in the Organisational overview module that they conduct these activities.
- Indicator [PGS 48] is a "gateway" to the Sustainability outcomes module.
- Compared to 2021,
 - the module has been streamlined and the content updated to match the new module's structure, now more aligned with other important frameworks in the industry (e.g. TCFD, TNFD),
 - climate change and human rights are included in the module as priority issues,
 - terminology and guidance on sustainability outcomes has been clarified, and
 - indicators related to confidence-building measures have been moved to a separate module.

02. Policy, Governance and Strategy (PGS) (2)

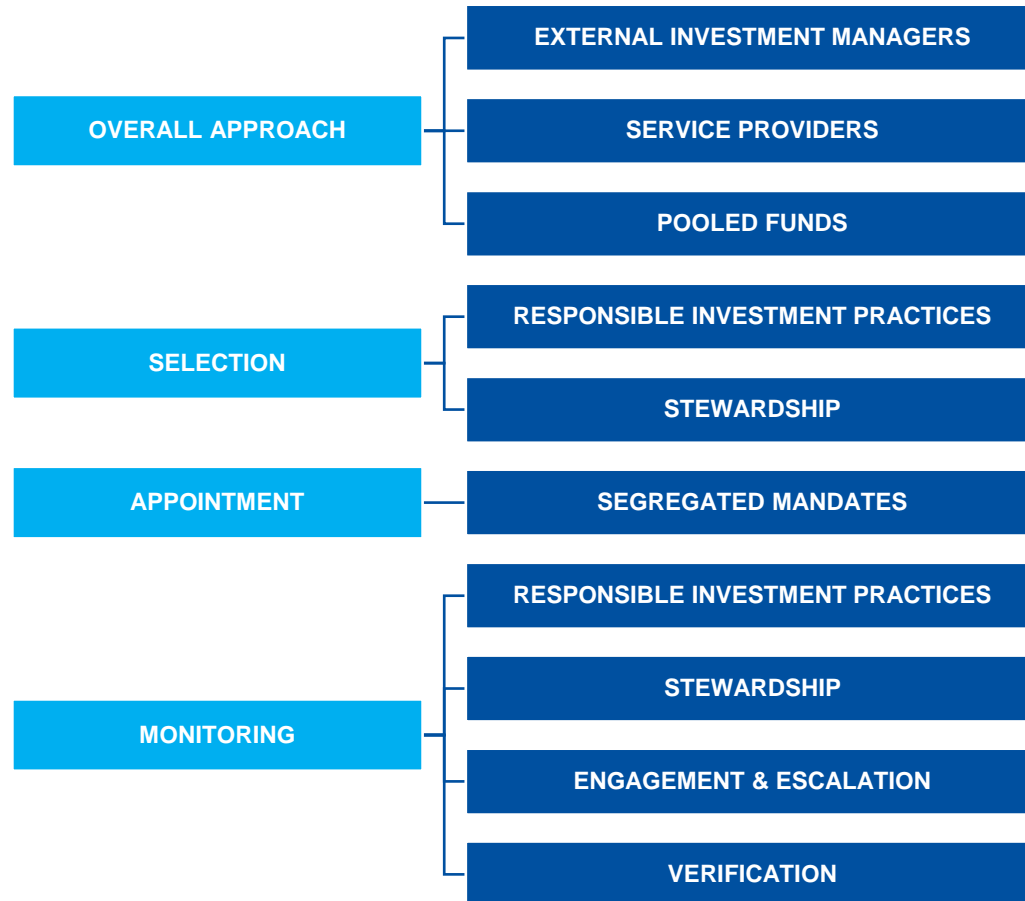
- spotlight on issues

Issues covered in the module

TOPIC	TREATMENT OF TOPIC IN POLICY, GOVERNANCE AND STRATEGY MODULE
CLIMATE CHANGE	<ul style="list-style-type: none"> Climate change is recognised as a priority issue in the PRI Strategic Plan 2021-2024, together with human rights. The PRI encourages signatories to embed these priority issues in their policies and governance structure. Accordingly, 'core' (and 'plus') indicators in the Policy and Governance sections in this module include answer options on climate change. The PRI introduced TCFD-based climate change indicators for the first time in 2018 and gradually made them mandatory to report on. Completing this process and reflecting the widespread adoption of TCFD reporting in the industry, in the 2023 Reporting Framework all TCFD-aligned indicators in this module are 'core'.
HUMAN RIGHTS	<ul style="list-style-type: none"> Human rights is recognised as a priority issue in the PRI Strategic Plan 2021-2024, together with climate change. The PRI encourages signatories to embed these priority issues in their policies and governance structure. Accordingly, 'core' (and 'plus') indicators in the Policy and Governance sections in this module include answer options on human rights. In 2023 the PRI is introducing indicators solely focused on human rights for the first time, based on the PRI's 2020 paper "Why and how investors should act on human rights". These indicators are 'plus'. Signatories will be able to further elaborate on their actions on human rights in the Sustainability outcomes module (as for other outcomes).
SYSTEMATIC SUSTAINABILITY ISSUES	<ul style="list-style-type: none"> Signatories have the opportunity to report on other key issues embedded in their policies and/or governance. Beyond climate change and human rights, some signatories are focusing on other key systematic sustainability issues (e.g. biodiversity) and embed those in their policies and governance structures. Accordingly, 'core' (and 'plus') indicators in this module asking about climate change and human rights also include an answer option where signatories can report on other systematic sustainability issues and be rewarded for the steps taken to address such issues.
SUSTAINABILITY OUTCOMES	<ul style="list-style-type: none"> The inclusion of outcomes-based indicators in the Reporting Framework is aligned with the PRI's 10-year Blueprint. The approach to sustainability outcomes in this module is aligned with 2021: focusing on first steps, maintaining a broad approach, supported by Investing with SDG outcomes: a five-part framework, and leniently assessed.

03. Manager selection, appointment and monitoring

17 indicators – mandatory to report on for signatories that have **either 10% of their AUM or US\$10bn or more** in an externally managed asset class in the relevant reporting year

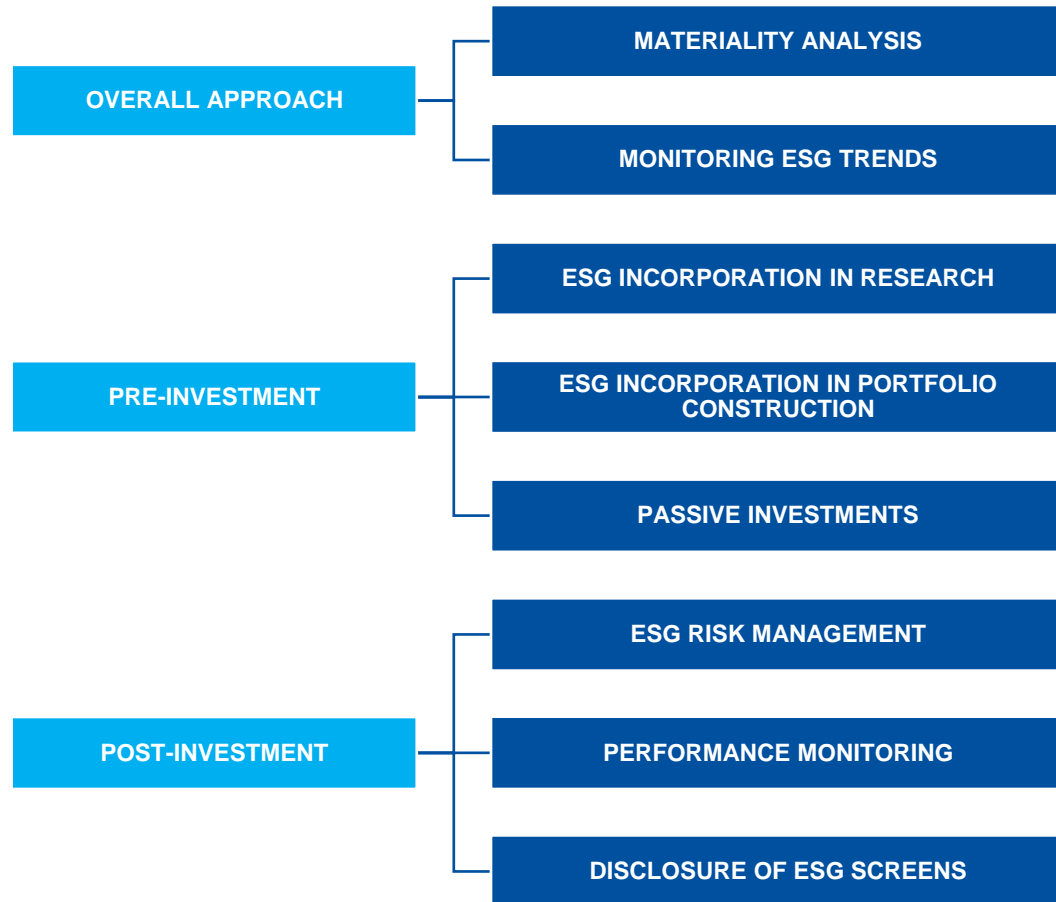


MODULE HIGHLIGHTS

- The manager selection, appointment and monitoring (SAM) module aims to capture the signatory's responsible investment approach in the selection, appointment and monitoring of their external investment managers in aggregate. Signatories engaging service providers to support them in selecting, appointing, or monitoring external managers will be asked to report on their and/or their service providers' responsible investment activities.
- Indicators on stewardship and (proxy) voting will only be displayed if signatories indicate in the Organisational Overview module that their external managers conduct these activities on their behalf.
- Compared to 2021,
 - new indicators focusing on (i) the signatory's overall approach in the assessment of investment managers, and (ii) engagement with investment managers as part of the monitoring process were introduced,
 - wording of indicators in the 'Selection' section was revised to make them less prescriptive and increase applicability, and
 - to reduce reporting effort (i) indicators in the 'Selection' section ask questions at the overall organisation level with coverage answer options focused on mandates instead of AUM, (ii) indicators in the 'Monitoring' section ask the questions "*for the majority of your externally managed AUM*" instead of more granular AUM coverage.

04. Listed equity

12 indicators – mandatory to complete for **investment manager** signatories who have **either 10% of their AUM, or US\$10bn or more**, invested in internally managed listed equity in the relevant reporting year.

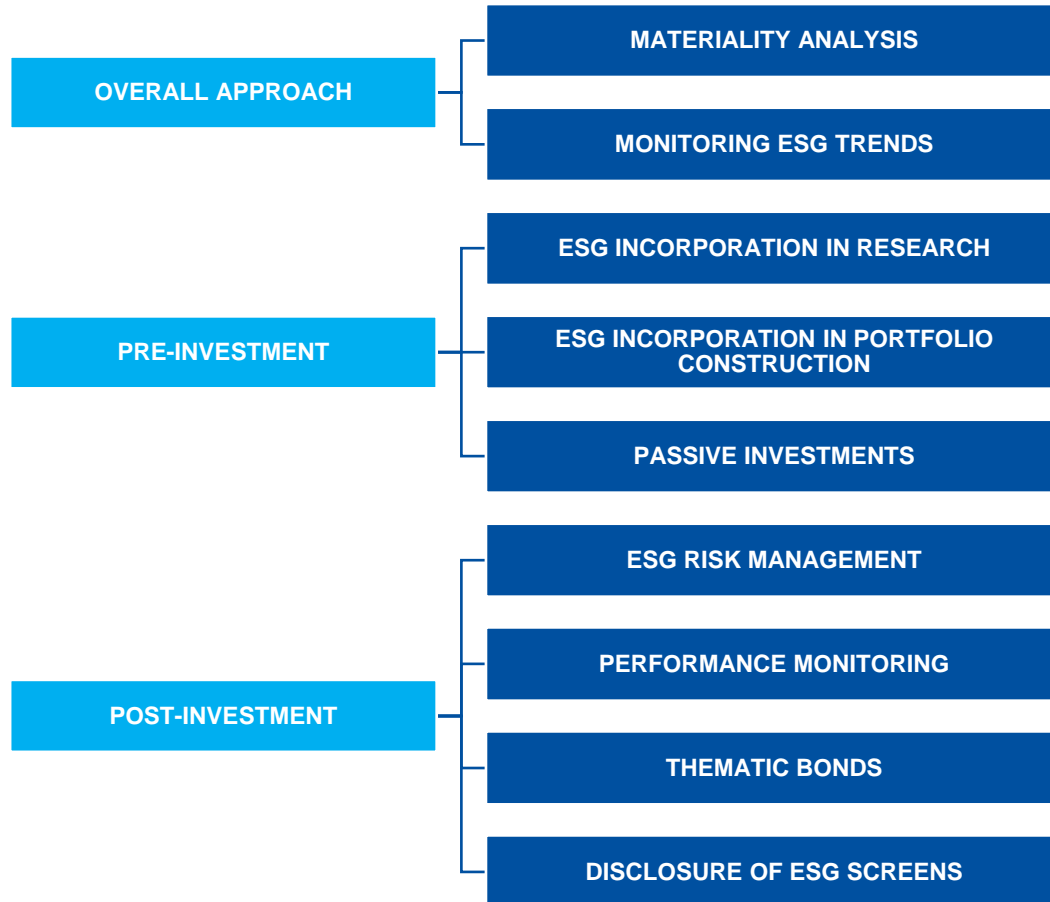


MODULE HIGHLIGHTS

- The Listed equity (LE) module aims to capture the signatory's responsible investment approach for listed equity investments in aggregate. The listed equity strategies that can be reported on in this module include: Passive equity, Active – Quantitative, Active – Fundamental, Other strategies.
- REITs should be treated as follows:
 - if the fund manager invests in a range of listed assets and the fund holds shares in REITs, then the fund manager should report under the relevant LE strategy (active fundamental, active quantitative or passive),
 - if the fund manager manages a REIT (or several REITs) as a direct property investment, deciding on which properties within the REIT to buy and sell and possibly managing them, then that fund manager should report under the Real estate module.
- Compared to 2021,
 - all indicators on stewardship and (proxy) voting have been moved to the PGS module, and
 - indicators have been adapted to increase applicability for passive investors (where possible), in accordance with our definition of passive listed equity. New 'plus' indicators were added to better understand the signatory's responsible investment practices in passive strategies.

05. Fixed income

18 indicators - mandatory to complete for **investment manager** signatories who have **either 10% of their AUM, or US\$10bn or more**, invested in internally managed fixed income in the relevant reporting year.

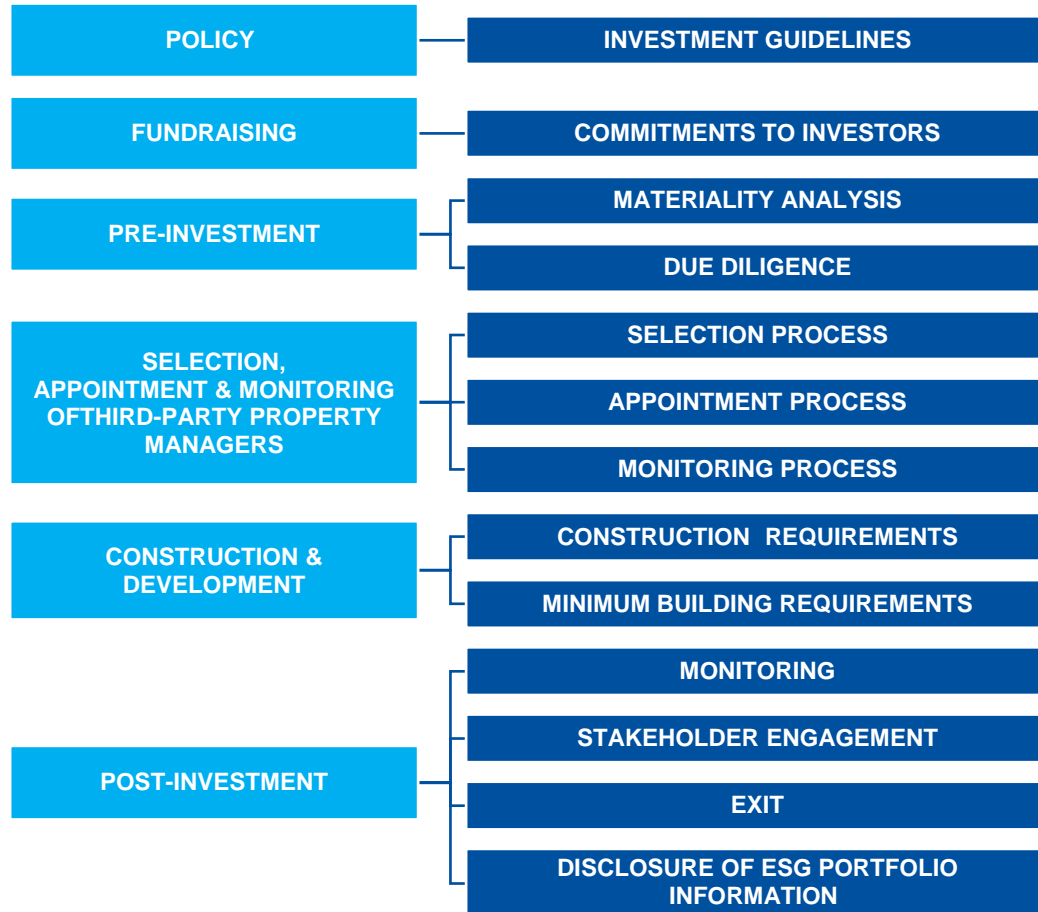


MODULE HIGHLIGHTS

- The Fixed income (FI) module aims to capture the signatory's responsible investment approach for fixed income investments in aggregate. The fixed income sub-asset types that can be reported on in this module include: Corporate, Securitised, SSA, Private debt.
- Signatories who have both passive and active fixed income investments in any given fixed income sub-asset class should report on them as combined, except if expressly indicated otherwise in the indicator or in its explanatory notes.
- Compared to 2021,
 - indicators have been updated to allow for greater differentiation across fixed income sub-asset classes (where possible),
 - all indicators on engagement have been moved to the PGS module, and
 - new 'plus' indicators were added to better understand the signatory's responsible investment practices in in passive strategies.

06. Real estate

24 indicators - mandatory to complete for **investment manager** signatories who have **either 10% of their AUM, or US\$10bn or more**, invested in internally managed real estate via non-listed equity in the relevant reporting year.

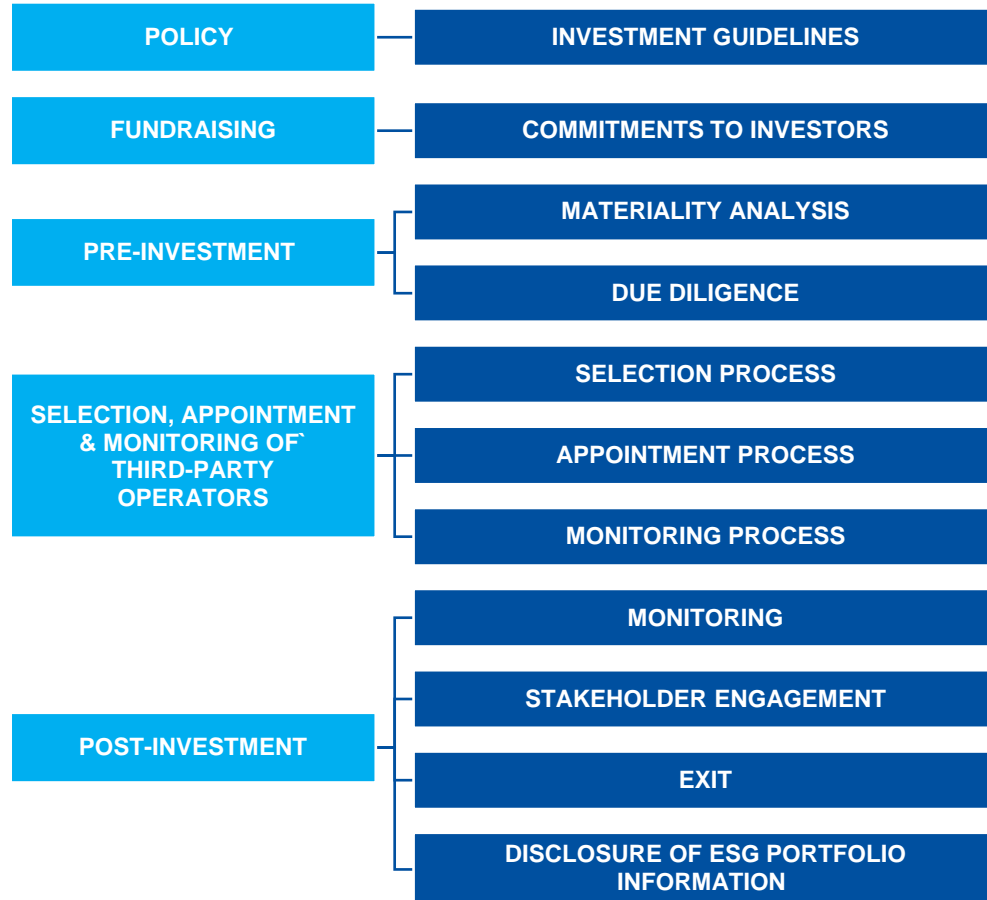


MODULE HIGHLIGHTS

- The Real estate (RE) module aims to capture the signatory's responsible investment approach for real estate investments in aggregate, including for physical real estate assets, and non-listed real estate management companies, where investors are significantly involved in the investment decisions and monitoring of the underlying real estate assets.
- Investments in the listed equity of property management companies should be reported in the Listed equity (LE) module.
- REITs should be treated as follows:
 - if the fund manager invests in a range of listed assets and the fund holds shares in REITs, then the fund manager should report under the relevant LE strategy (active fundamental, active quantitative or passive),
 - if the fund manager manages a REIT (or several REITs) as a direct property investment, deciding on which properties within the REIT to buy and sell and possibly managing them, then that fund manager should report under the Real estate module.
- Compared to 2021, indicators have been updated to increase applicability to private market investors, including revision of question and answer options, addition of N/A answer options, and specific guidelines for minority investors.

07. Infrastructure

21 indicators - mandatory to complete for **investment manager** signatories who have **either 10% of their AUM, or US\$10bn or more**, invested in internally managed infrastructure via non-listed equity, including physical underlying assets and operators/special purpose companies, in the relevant reporting year.

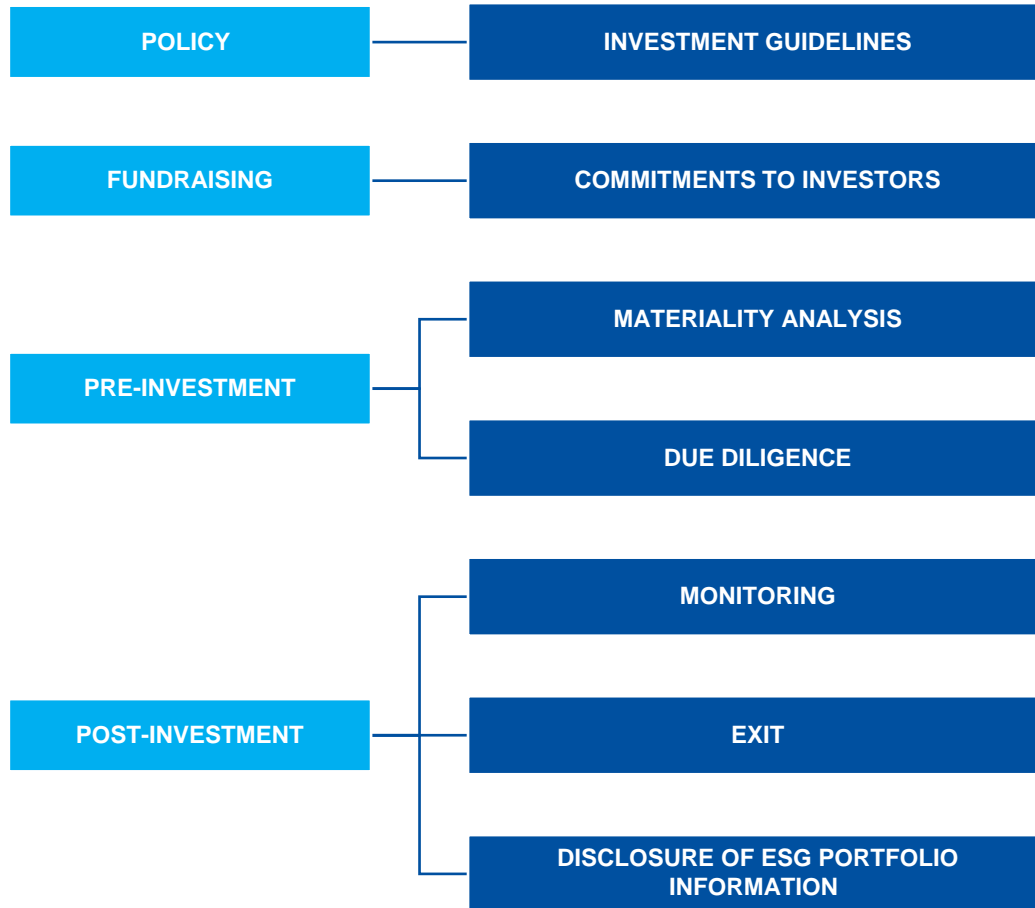


MODULE HIGHLIGHTS

- The Infrastructure (INF) module aims to capture the signatory's responsible investment approach for infrastructure investments in aggregate.
- Investments in the listed equity of infrastructure operators and development companies should be reported in the Listed equity (LE) module.
- Compared to 2021, indicators have been updated to increase applicability to private market investors, including revision of question and answer options, addition of N/A answer options, and specific guidelines for minority investors.

08. Private equity

18 indicators - mandatory to complete for **investment manager** signatories who have **either 10% of their AUM, or US\$10bn or more**, invested in internally managed private equity in the relevant reporting year.

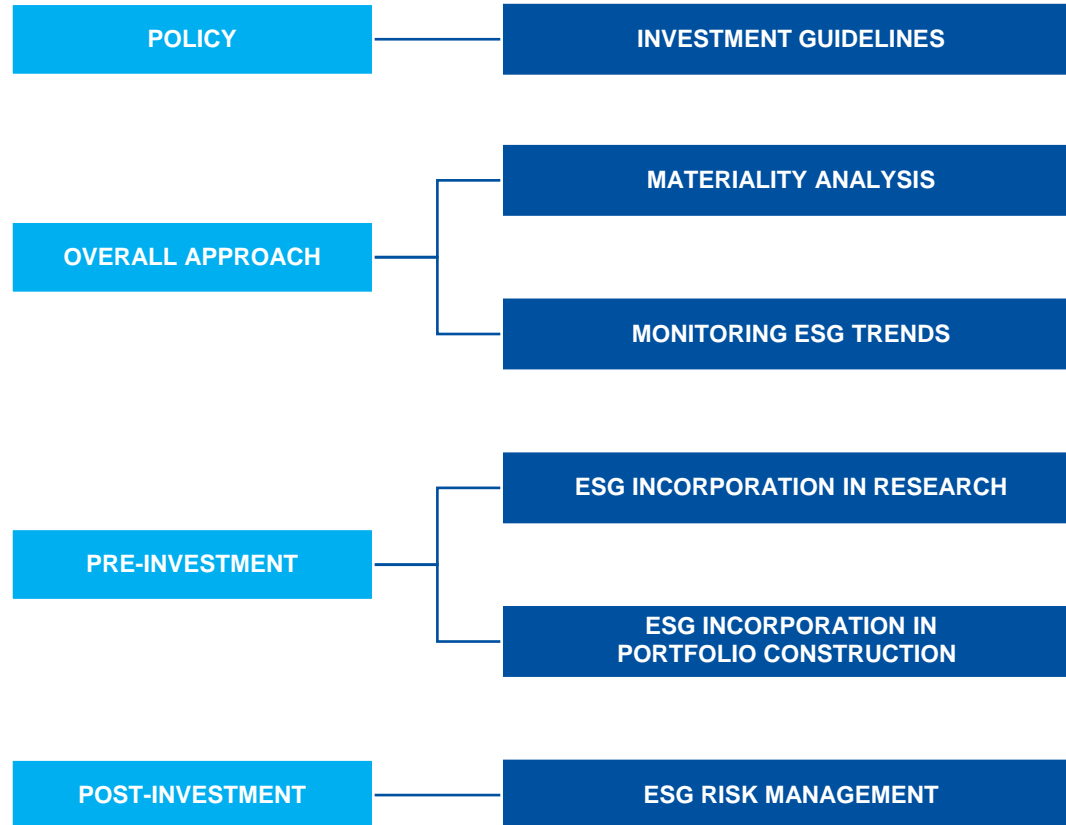


MODULE HIGHLIGHTS

- The Private equity (PE) module aims to capture the signatory's responsible investment approach for private equity investments in aggregate.
- Private equity investments made by selecting a GP or through a fund of funds should be reported in the external manager selection, appointment and monitoring (SAM) module.
- LPs should report on their co-investments in the PE module if their strategy resembles what a GP would employ for its direct investments. However, if a signatory's approach to co-investments is indistinguishable from how it would approach assessing the ESG capabilities of a GP in which it might make a fund investment, we recommend reporting these as externally managed assets in the Organisational Overview module and reporting on them alongside fund investments in the SAM module.
- Compared to 2021, indicators have been updated to increase applicability to private market investors, including revision of question and answer options, addition of N/A answer options, and specific guidelines for minority investors.

09. Hedge funds

9 indicators - mandatory to complete for **investment manager** signatories who have **either 10% of their AUM, or US\$10bn or more**, invested in internally managed hedge funds strategies in the relevant reporting year.

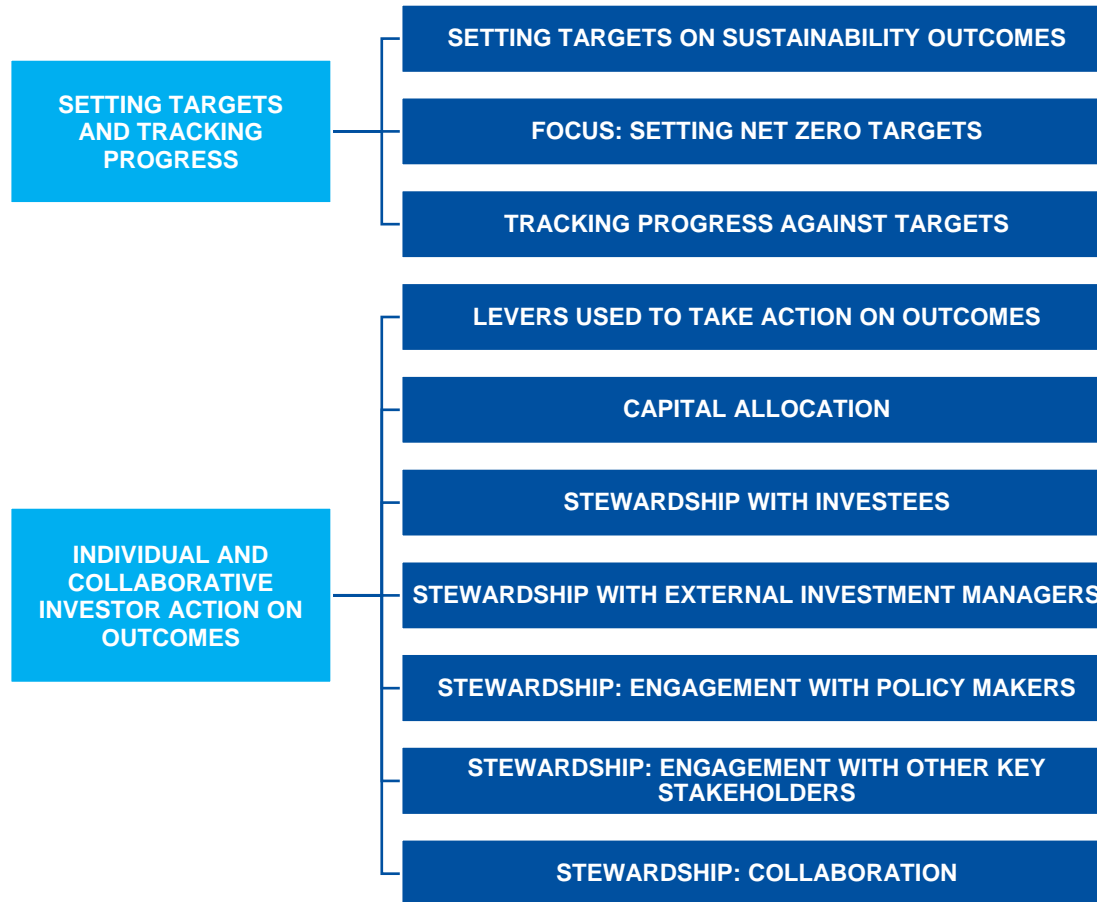


MODULE HIGHLIGHTS

- The Hedge funds (HF) module aims to capture the signatory's responsible investment approach for hedge funds in aggregate. The hedge fund strategies that can be reported in this module include: Multi strategy, Long/short equity, Long/short credit, Distressed credit, Special situations and event driven fundamental, Structured credit, Global macro, Commodity trading advisor, Other strategies
- Compared to 2021,
 - all indicators on stewardship and (proxy) voting have been moved to the PGS module, and
 - indicators have been updated to increase applicability to the broader range of signatories.

10. Sustainability outcomes

18 indicators – **completely ‘plus’**, hence voluntary to report on.

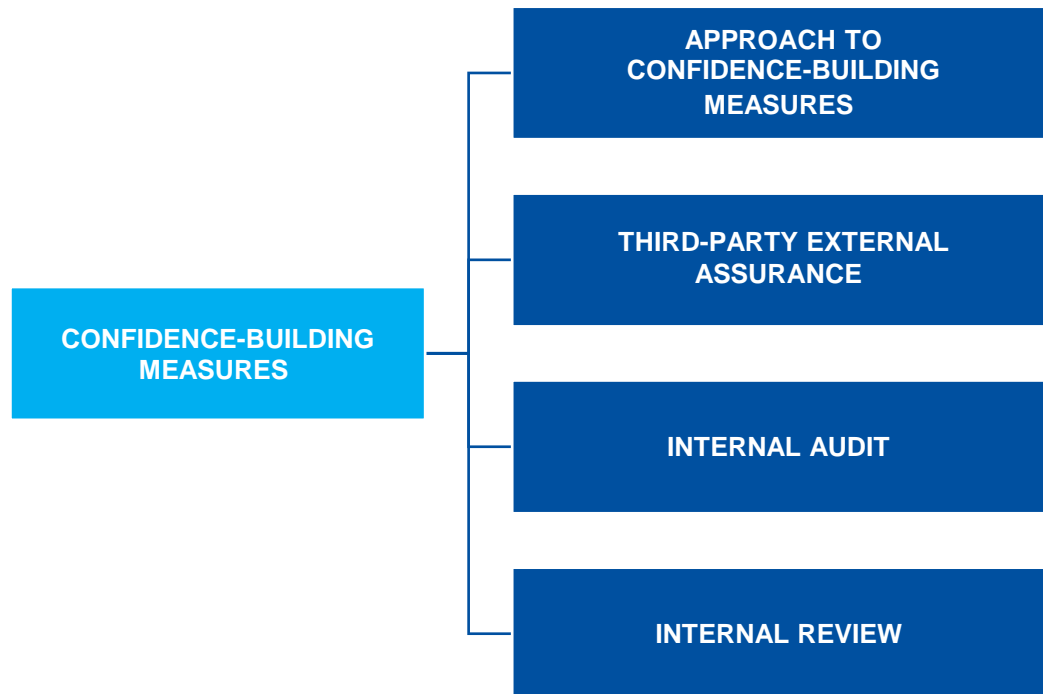


MODULE HIGHLIGHTS

- The Sustainability outcomes (SO) module aims to enable stakeholders to understand if and how an organisation is taking steps to take action on the sustainability outcomes connected to its activities, including setting targets and tracking progress against them. It also involves using asset allocation, engaging with investees and policy makers, and collaborating with other actors to make progress on sustainability outcomes.
- This module will be displayed based on responses to indicator [PGS 48] in the Policy, Governance and Strategy (PGS) module.
- Compared to 2021,
 - net-zero reporting (based on NZAOA and NZAM reporting) has been integrated throughout the module giving signatories the opportunity to report on their net zero commitments, including a separate section focused on net zero,
 - the capital allocation and stewardship sections have been simplified and the terminology around sustainability outcomes clarified.

11. Confidence-building measures

6 indicators



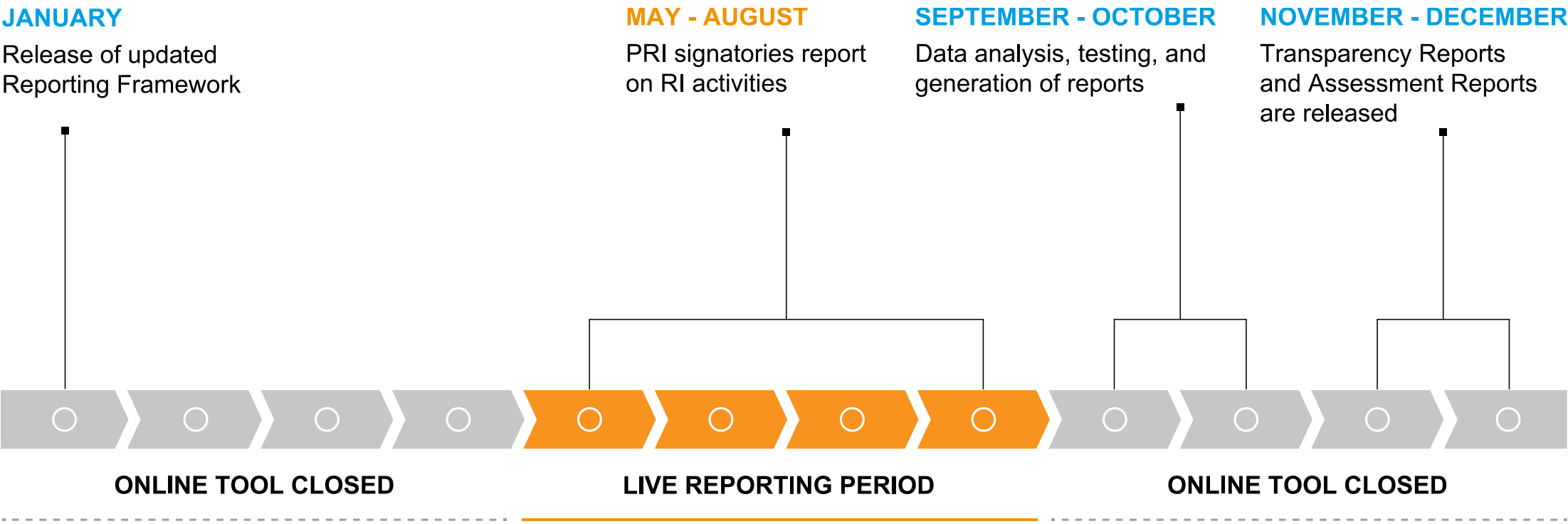
MODULE HIGHLIGHTS

- The Confidence-building measures (CBM) module aims to capture the signatory approach in the review and/or verification of data reported to the PRI.
- Indicators in the CBM module focus on confidence-building measures in place for **this year's** reported data.
- Compared to 2021,
 - response options related to labelling or marketing included in 2021 have been removed, and
 - indicators are aligned with changes made in PGS (e.g., internal role types).

4. How to prepare for reporting

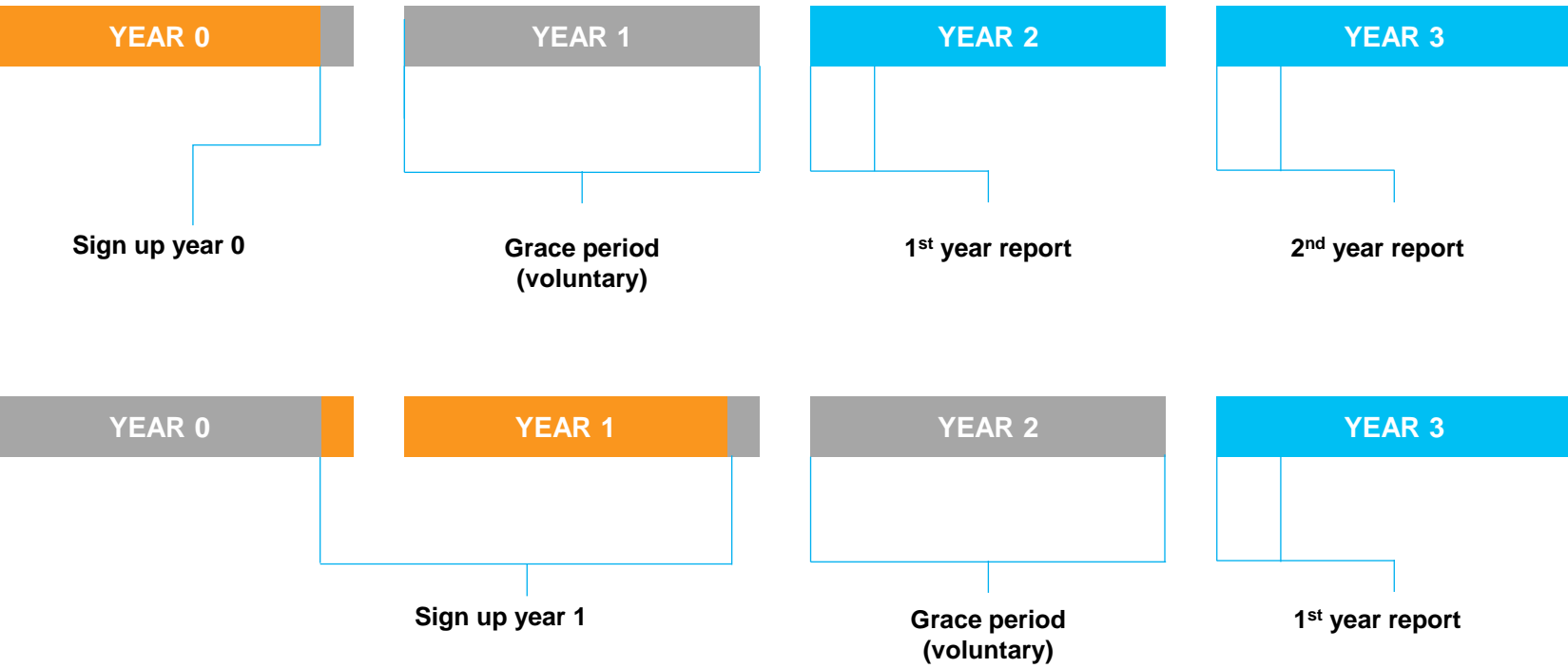
2023 reporting timelines

When signatories report



When is reporting mandatory?

When signatories first sign up, they will have a one-year grace period whereby the first reporting cycle is voluntary



Signatories that would have reported voluntarily in 2022 will have their grace period extended to 2023.

Understanding the Reporting Framework resources

All resources available at [Reporting & Assessment](#)

Reporting Framework	Modules	Includes all questions and answer options, indicator level guidance and assessment criteria
	Logic	Includes detail on when and how indicators are applicable to signatories
	Mapping	Includes detail on when and how indicators are similar to the previous Reporting Framework indicators
	Assessment methodology	Explains the Reporting Framework overall assessment methodology
	Glossary	Contains the main and most frequently used terms in the PRI Reporting Framework and how the PRI defines them for reporting purposes

Understanding the Reporting Framework resources – Modules

Indicator identifiers and characteristics

INDICATOR HEADER

Indicator ID	Dependent on:	OO 9	Sub-section	PRI Principle	Type of indicator
OO 12	Gateway to:	OO 14	Governance	3, 6	CORE

- **Indicator ID:** each indicator's unique identifier.
- **Simplified logic:** summarised information on the dependencies between indicators.
 - Dependent on: highlights other indicator(s) on which the indicator depends.
 - Gateway to: highlights other indicator(s) unlocked by the indicator.
- **Sub-section** of the module to which the indicator belongs.
- **PRI Principle** to which the indicator relates.
- **Type of indicator:** core or plus.

CHARACTER LIMIT FOR FREE TEXT INDICATORS

	Character limit	Equivalent word limit	Practical meaning	Time to read
Extra Small	50	~ 7-10	One line	-
Small	500	~ 70-100	A couple of sentences	-
Medium	2000	~ 300-400	~ 0.5 page	~ 45 seconds
Large	5000	~ 700-1000	~ 1 page	~ 2 minutes

Understanding the Reporting Framework resources – Modules

Each indicator is accompanied by additional clarifications on how to interpret the indicator, its dependencies on other indicators, and how responses are assessed. This additional information is structured as follows.

Explanatory notes	
Purpose of indicator	Clarifies the indicator's relevance and what it aims to assess. Indicates how it is linked to what the PRI considers better practice.
Additional reporting guidance	Provides guidance on how to interpret and respond to the indicator. Clarifies the scope of the indicator and possible ambiguities, provides examples of what could be reported and clarifies the terms used in the question and answer options. Key terms are defined in the glossary , available online.
Other resources	Provides links to useful resources for additional information, guidance or further reading, including PRI publications.
Reference to other standards	Indicates any external sources, standards or frameworks referenced by the indicator.
Logic	
Dependent on	Identifies which earlier indicator(s) are linked to the indicator
Gateway to	Identifies which subsequent indicator(s) are linked to the indicator
Assessment	
Assessment criteria	Indicates the maximum score that can be obtained, and what the assessment is based on.
“Other” scored as	Indicates whether, and how, selecting “Other” as an answer option is scored.
Multiplier	All indicators have 100 points available to be scored within the initial phase of assessment. A multiplier is then applied, weighted according to the indicator's importance relative to other indicators.

Understanding the Reporting Framework resources – Logic guide

The logic guide provides full detail on the applicability of each indicator, specifically

- Dependent on → how signatories' earlier answers in the reporting framework determine whether, and how, the indicator will apply to them
- Gateway to → how signatories' responses will unlock subsequent indicators in the reporting framework
- And any other signatory characteristics relevant for the indicator applicability

	Identifier	Applicability	Simplified logic		Detailed logic	
	2023 Indicator ID	Internal/External AUM	Dependent on [Indicator ID]	Gateway to [Indicator ID]	Dependent on	Gateway to
Instructions	0. Unique identifier	0. OO indicators can be applicable to signatories who manage their assets only internally, externally, or both.	0. OO indicators on which the indicator depends	0. OO indicators unlocked by this indicator	0. Indicate which answer options unlock this indicator (and specific answer options within such indicator, if applicable)	0. Indicate which indicators (and specific answer options within such indicators, if applicable) are unlocked by this indicator's answer options

Understanding the Reporting Framework resources – Mapping guide

Guide to be published at a later stage, and prior to the 2023 reporting cycle opening in mid-May

This guide maps the 2023 Reporting Framework indicators to those from 2021, helping signatories identify information they reported in 2021 reporting cycle which could be re-used in the 2023 Reporting Framework, as well as compare signatories responses in similar indicators across the two years.

- Where a 2023 indicator is similar or related to a 2021 indicator, we describe the extent of change between indicators. The extent of changes definitions are available withing the mapping resource.
- Indicator modifications between the 2021 and 2023 Reporting Framework are kept track of in the ‘Indicator modifications’ section.

2023 indicator detail			2021 indicator detail				Indicator modifications					
2023 module	2023 indicator number	2023 indicator type	2021 module	2021 indicator number	2021 indicator type	Extent of change	Indicator question modified	Answer option modified	Response descriptions	Consolidates/ separates indicators	Change in indicator type	Change of module
Organisational overview	OO19	CORE	Listed equity Fixed income	LE 12 FI 16	CORE CORE	MODERATE	✓	✓		✓		✓

Understanding the Reporting Framework resources – Assessment methodology

The full assessment methodology is available [here](#).

- **No overall Organisation score**
- Disaggregated per module score, including asset type, strategies, and internally/externally managed
- Only ‘Core’ indicators are assessed, but **free-text responses in ‘core’ indicators are not assessed**
- ‘Plus’ indicators are used to outline leading practices or for further narrative opportunities



CORE

Understanding the Reporting Framework resources – Glossary

The Reporting Framework glossary is available [here](#), including the downloadable version in Excel.



The screenshot shows the PRS Reporting Framework website. The top navigation bar is dark blue with white text for 'ABOUT US', 'SIGNATORIES', 'NEWS & EVENTS', 'INVESTMENT TOOLS', 'SUSTAINABILITY ISSUES', and 'POLICY'. Below this is a search bar with the text 'Search our resources' and a search button labeled 'SEARCH'. The main content area has a dark blue background with the text 'REPORTING & ASSESSMENT' and 'Reporting Framework glossary' in white. Below the title are social media icons for Facebook, Twitter, LinkedIn, and Email. A paragraph of text describes the glossary's purpose. At the bottom is a large blue button with the text 'ACCESS THE GLOSSARY HERE'.

ABOUT US ▾ SIGNATORIES ▾ NEWS & EVENTS ▾ INVESTMENT TOOLS ▾ SUSTAINABILITY ISSUES ▾ POLICY ▾

Search our resources Content Type ▾ All filters +

REPORTING & ASSESSMENT

Reporting Framework glossary

[f](#) [t](#) [in](#) [e](#)

The glossary contains the main and most frequently used terms in the PRI Reporting Framework and how the PRI defines them for reporting purposes. These definitions are key for preparing to report, as well as to understand the information reported by others. These defined terms are highlighted and linked to the Glossary in the [offline version of the Reporting Framework](#).

ACCESS THE GLOSSARY HERE

Appendix

Illustration – reduction in reporting effort

Re-introduction of “All assets” column to reduce the number of selections required to complete an indicator

Indicator ID SAM 1	Dependent on:	OO 11, OO 12, OO 13	Sub-section External investment managers					PRI Principle 4	Type of indicator CORE
	Gateway to:	N/A							
<p>For the majority of your externally managed AUM in each asset class, which responsible investment aspects does your organisation consider important in the assessment of external investment managers?</p> <p><i>Answer options refer to external investment managers' responsible investment policies and practices that your organisation considers to be relevant for decision making in their assessment.</i></p>									
	All assets	(1) Listed equity (active)	(2) Listed equity (passive)	(3) Fixed income (active)	(4) Fixed income (passive)	(5) Private equity	(6) Real estate	(7) Infrastructure	(8) Hedge funds
Organisation									
(A) Commitment to and experience in responsible investment	<input type="checkbox"/>	<input type="checkbox"/>	<input type="checkbox"/>	<input type="checkbox"/>	<input type="checkbox"/>	<input type="checkbox"/>	<input type="checkbox"/>	<input type="checkbox"/>	<input type="checkbox"/>
(B) Responsible investment policy(ies)	<input type="checkbox"/>	<input type="checkbox"/>	<input type="checkbox"/>	<input type="checkbox"/>	<input type="checkbox"/>	<input type="checkbox"/>	<input type="checkbox"/>	<input type="checkbox"/>	<input type="checkbox"/>

Illustration – reduction in reporting effort

Change from detailed asset breakdown into strategies/sub-assets for internal, externally managed pooled funds and externally managed segregated mandates, to detailed asset breakdown into strategies/sub-asset for **internally managed assets only**.

2021

Indicator ID	Dependent on:	Sub-section	PRI Principle	Type of indicator
OO 5.2 LE	OO 5, OO 5.1	Asset breakdown	GENERAL	CORE
	Gateway to: Multiple indicators			
Provide a further breakdown of your listed equity assets.				
	(A) Internal allocation	(B) External allocation – segregated	(C) External allocation – pooled	
(1) Passive equity	___ %	___ %	___ %	
(2) Active – quantitative	___ %	___ %	___ %	
(3) Active – fundamental	___ %	___ %	___ %	
(4) Investment trusts (REITs and similar publicly quoted vehicles)	___ %	___ %	___ %	
(5) Other, please specify: ___ [Free text: small]	___ %	___ %	___ %	
Total	100%	100%	100%	

2023

Indicator ID	Dependent on:	OO 5	Sub-section	PRI Principle	Type of indicator
OO 5.3 LE	Gateway to:	Multiple	Asset breakdown: internally managed listed equity	GENERAL	CORE
Provide a further breakdown of your internally managed listed equity AUM.					
(A) Passive equity			_____ %		
(B) Active – quantitative			_____ %		
(C) Active – fundamental			_____ %		
(D) Other strategies Specify: _____ [Mandatory free text: small]			_____ %		
Total			100%		

Illustration – less prescriptive

Indicator on responsible investment KPIs has changed based on signatory feedback, is less prescriptive and has space for narrative opportunities.

2021

Indicator ID	Dependent on:	Sub-section	PRI Principle	Type of indicator
ISP 8.2	ISP 8	People and capabilities	General	CORE
Which responsible investment objectives are linked to variable compensation for roles in your organisation?				
RI objectives linked to variable compensation for roles in your organisation:				
Board and/or trustees				
(A) Objective for ESG incorporation in investment activities		<input type="checkbox"/>		
(B) Objective for contributing to the development of the organisation's ESG incorporation approach		<input type="checkbox"/>		
(C) Objective for contributing to the organisation's <i>stewardship</i> activities (e.g. through sharing findings from continuous ESG research or investment decisions)		<input type="checkbox"/>		
(D) Objective for ESG performance		<input type="checkbox"/>		
(E) Other objective related to responsible investment [as specified]		<input type="checkbox"/>		
(F) Other objective related to responsible investment [as specified]		<input type="checkbox"/>		

2023

Indicator ID	Dependent on:	Sub-section	PRI Principle	Type of indicator
PGS 14	PGS 11	Roles and responsibilities	1	CORE
Does your organisation use responsible investment KPIs to evaluate the performance of your senior executive-level staff (or equivalent), and are these KPIs linked to compensation?				
				Indicate whether these responsible investment KPIs are linked to compensation
				[Dropdown list]
<input type="radio"/> (A) Yes, we use responsible investment KPIs to evaluate the performance of our senior executive-level staff (or equivalent) Describe: _____ [Voluntary free text: large]				(1) KPIs linked to compensation (2) KPIs not linked to compensation as these roles do not have variable compensation (3) KPIs not linked to compensation even though these roles have variable compensation
<input type="radio"/> (B) No, we do not use responsible investment KPIs to evaluate the performance of our senior executive-level staff (or equivalent) Explain why: _____ [Voluntary free text: large]				